

EPDM Raw Edge Cogged Belt

MAXSTAR POWER EP-X

MITSUBOSHI



Maintenance Free!!



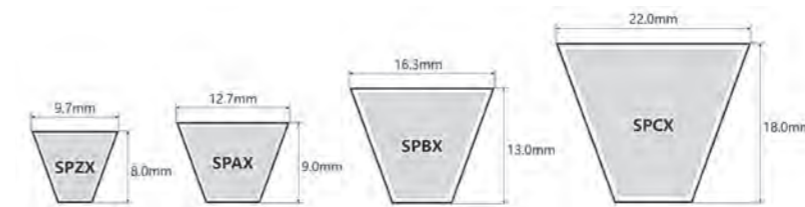
- Top Fabric: Cotton
- Cord: PET with Special Treatment
 - ▶ Superior Tension Stability
- Rubber: High modulus EPDM
 - ▶ Temperature Range: $-40\sim 130^{\circ}\text{C}$ ($-40\sim 266^{\circ}\text{F}$)
 - ▶ Superior Crack resistant
 - ▶ Weight Reduction
 - ▶ Halogen Free
 - ▶ High Stiffness
 - ▶ Antistatic

- ▶ Compliant to RoHS and REACH
- ▶ Reducing downtime
- ▶ Antistatic conforming to ISO1813
- ▶ High Flexibility - Superior than standard cogged type with back idler pulley

- ▶ Power Rating is 30% higher than standard cogged type
- ▶ Energy Efficient

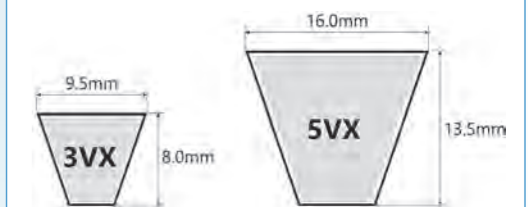


■ Narrow Cogged Type



(Note) Above are nominal values.

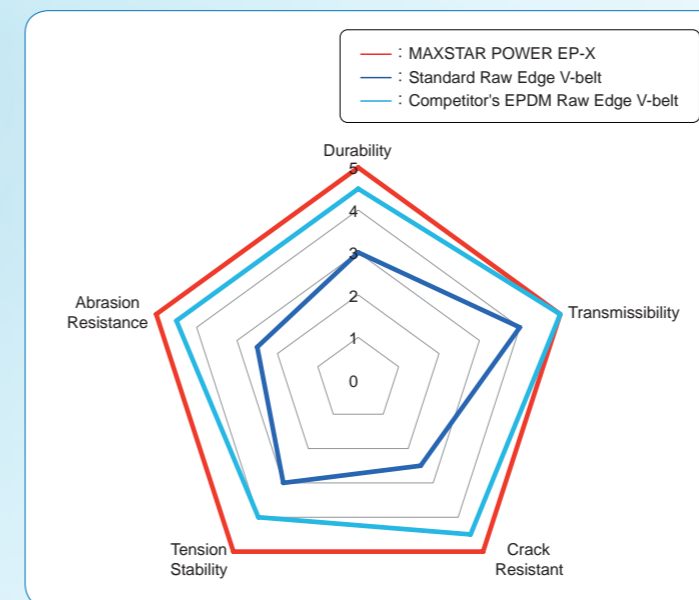
■ Wedge Cogged Type



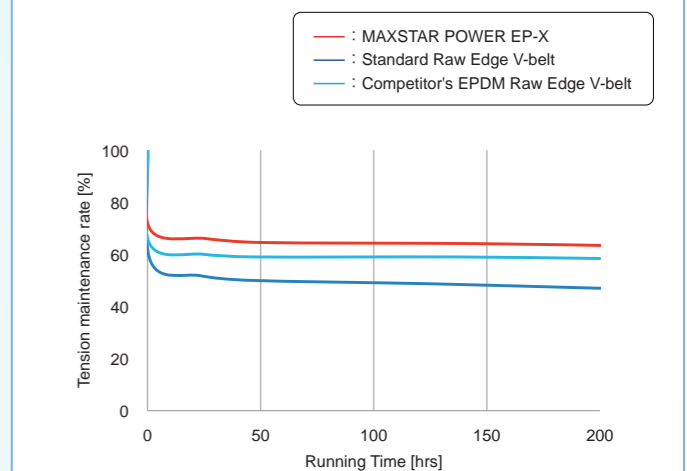
(Note) Above are nominal values.

■ Performance

EPDM rubber and new-treated PET cord enable superior performance than standard Raw Edge V-belt and Competitor's EPDM Raw Edge V-belt.



■ Tension Decay (SPZX Type)




Toughness for severe conditions !!

MAXSTAR POWER EP-X is developed to reduce downtime of retensioning by tension stability improvement, and demonstrates its capabilities especially in these applications.

For HVAC



For Compressor



For Construction Equipment



For Industrial Pump



Product Code & Size List

For size selection, visit our website and register as a member to download "Belt Design Program".
https://www.mitsuboshi.com/english/support/belt_design_program/

■ Narrow Cogged Type

Product Code

SPZX-1000-Lw

Cross Section Datum Datum
 Datum Length (mm)

Standard Belt Sizes

SPZX(mm)				SPAX(mm)					SPBX(mm)		SPCX(mm)
562	912	1220	1687	690	1069	1410	1882	2500	1000	2280	1900
587	917	1222	1700	732	1090	1425	1900	2532	1060	2300	2000
600	925	1237	1737	735	1107	1432	1907	2550	1080	2310	2120
612	937	1250	1750	742	1120	1442	1932	2568	1120	2320	2240
630	940	1262	1762	747	1132	1450	1950	2582	1180	2330	2280
637	950	1270	1787	750	1140	1457	1957	2600	1250	2360	2335
650	962	1280	1800	757	1142	1462	1982	2650	1260	2390	2360
655	975	1282	1812	760	1150	1482	2000	2682	1320	2391	2400
660	980	1287	1837	775	1157	1485	2032	2732	1340	2410	2413
662	987	1300	1850	782	1172	1500	2057	2773	1400	2425	2425
665	1000	1312	1862	800	1180	1507	2060	2782	1410	2430	2550
670	1005	1320	1887	807	1182	1522	2082	2832	1500	2433	2580
687	1010	1337	1900	825	1200	1532	2100	2850	1510	2450	2600
690	1012	1340	1937	832	1207	1550	2120	2882	1590	2473	2700
710	1024	1347	1950	850	1210	1557	2132	2900	1600	2500	2720
722	1025	1360	1987	857	1215	1582	2157	2962	1650	2518	2750
730	1030	1362	2000	860	1220	1600	2180	2982	1690	2522	2770
737	1037	1387	2030	875	1232	1607	2182		1700	2530	2840
750	1047	1400	2037	882	1235	1632	2200		1750	2550	2900
760	1060	1412	2060	885	1250	1650	2207		1800	2575	2950
762	1077	1420	2120	900	1257	1657	2232		1850	2580	3000
772	1080	1437	2137	907	1272	1682	2240		1900	2600	
775	1087	1450	2160	925	1282	1680	2260		1950	2640	
787	1100	1462	2187	932	1285	1700	2282		2000	2670	
800	1110	1487	2240	950	1295	1707	2300		2020	2680	
812	1112	1500	2262	957	1300	1732	2307		2030	2720	
817	1120	1512	2280	967	1307	1750	2330		2060	2750	
825	1137	1520	2287	975	1320	1757	2332		2120	2820	
835	1140	1537	2360	982	1332	1782	2360		2131	2900	
837	1150	1550	2410	1000	1357	1785	2373		2137	2990	
850	1162	1560	2430	1007	1360	1800	2382		2150		
862	1180	1562	2500	1030	1367	1807	2407		2180		
875	1187	1587	2540	1032	1382	1832	2410		2186		
885	1200	1637	2650	1057	1385	1837	2430		2200		
887	1202	1650	2690	1060	1400	1850	2432		2240		
900	1212	1662	2840	1082	1407	1857	2482		2264		

■ Wedge Cogged Type

Product Code

5VX-2500

Cross Section Belt Code
 (inch x 10)

Standard Belt Sizes

3VX				5VX			
Belt Code	Effective Outside length La (mm)	Belt Code	Effective Outside length La (mm)	Belt Code	Effective Outside length La (mm)	Belt Code	Effective Outside length La (mm)
230	584	430	1092	630	1600	500	1270
250	635	450	1143	670	1702	530	1346
265	673	475	1207	710	1803	560	1422
280	711	490	1245	750	1905	565	1435
300	762	500	1270	800	2032	570	1448
315	800	510	1295	850	2159	580	1473
335	851	520	1321	900	2286	600	1524
355	902	530	1346	950	2413	630	1600
375	953	545	1384	1000	2540	633	1608
400	1016	560	1422	1060	2692	635	1613
425	1080	600	1524			640	1626
						670	1702
						673	1709
						710	1803
						730	1854
						750	1905
						800	2032
						850	2159
						900	2286
						950	2413
						1000	2540
						1080	2743



MITSUBOSHI BELTING LTD. GROUP